

Garador FrontGuard Steel Entrance Doors

If you want a great look you need to go no further



NEW



Ribbed designs, side elements
and transom lights

GARADOR
The Garage Door People

Enjoy the benefits of a FrontGuard door

Garador FrontGuard doors are amongst the best front doors available on the market today. The high quality of these doors becomes apparent as soon as you operate one of these doors for the first time. The excellence in production and the use of high grade materials will ensure good thermal insulation, high security and optimal functionality for many years. Available in a range of designs and colours, there is certainly a door for every property.



Garador FrontGuard doors are amongst the best thermally insulated doors in Europe. The door panel is filled with highly efficient insulating foam. The door frame as well as the door seals are specially engineered to minimize the loss of heat and eliminate thermal bridges. Installing a FrontGuard door may lead to significant energy savings.



Secured by Design is an association focusing on the design of more secure homes and commercial properties. Secured by Design is owned by the ACPO (Association of Chief Police Officers) and awards the Secured by Design status to products that pass their extensive testing procedures. Secured by Design is available as an option on most of our front door designs. Look out for the logo throughout this brochure.

Since the company's policy is one of continuous improvement of its products, we reserve the right to make any alterations. Copyright. No part of this brochure may be copied or reproduced without our prior written permission.






Classic

Here is our range of classic design FrontGuard entrance doors in steel. They blend in with almost any home and perfectly match a classic steel garage door with raised panels. All of our classic design steel doors come with a lever/lever handle as standard, available in gold or silver.



Classic steel design doors come with double glazing for thermal insulation. They feature a hammered surface on the inside and are clear on the outside.



FGS 100, Moss green 



FGS 200 



FGS 300



FGS 400, Ruby red

NEW 



FGS 400 with side element

For wide entrances we offer matching side elements and transom lights, either solid or with windows. For more information see page 12.

Classic designs, timeless and prestigious



Lever handle options



Lever handle set available in silver and gold



Lever handle set »Secured by Design« available in silver and gold

» To Individualise your door see page 10 for more design options.



Secured by Design handle sets come with a cylinder guard protecting the cylinder from being drilled open or forced out.



Lever/knob handle set available in silver and gold



Lever/knob handle set »Secured by Design« available in silver and gold

Contemporary

Our contemporary series of FrontGuard steel entrance doors feature modern accents to provide a new and contemporary design. The wide range of glazing and colour options allow you to create the door that perfectly matches your property. For wide entrances we offer matching side elements and transom lights. Please contact us for detailed information. For more information on options, side elements and transom lights see page 10 to 12.



FGS 010, Anthracite grey



FGS 020



FGS 030, Dark Oak



NEW

Comes with Ornamental glass

FGS 040, Window grey



NEW

FGS 015



NEW

FGS 025, Titan metallic

These contemporary doors come with insulated double glazing featuring Mastercarré design on the inside while clear glass is on the outside.

Stylish and appealing contemporary designs

FGS 020



Timber-effect and metallic paint effect surface finishes for FGS 010 and FGS 015



Timber-effect Golden Oak



Timber-effect Dark Oak



Titan metallic effect

» To Individualise your door see page 10 for more design options.




Stainless steel handle

As standard, the exterior of the door is equipped with a stainless steel handle. A perfect combination in terms of shape and material.


Modern

Our modern design FrontGuard doors feature a superb high gloss surface finish. An unmatched combination of excellent thermal insulation and exclusive appearance to enhance energy savings and beautify your home.




FGS 700, Ruby red 



FGS 800, Golden Oak 



FGS 900, Titan metallic 



FGS 900 with side elements

Flush-fitting glazing frame made of stainless steel. Float glass clear/sand-blasted with triple insulated glazing (46 mm) which provides an excellent thermal insulation.

In addition to the entrance door, we offer side elements and transom lights in a variety of designs.

For more information see page 12.

Modern designs, lasting elegance


FGS 700




Timber-effect and metallic paint effect surface finishes



Timber-effect Golden Oak



Timber-effect Dark Oak



Titan metallic effect

» To Individualise your door see page 10 for more design options.




Stainless steel handle

The handle that comes as a standard, is a high quality stainless steel handle that blends in perfectly.

Individualise your door



FrontGuard entrance doors are supplied in White RAL 9016 as standard. To meet individual taste, we offer a wide range of RAL colours to choose from. FrontGuard entrance doors come in the same colour, inside and out.



White aluminium
RAL 9006



Terra brown
RAL 8028




Clay brown
RAL 8003




Ochre brown
RAL 8001



Window grey
RAL 7040



Light grey
RAL 7035



Anthracite grey
RAL 7016




Fir green
RAL 6009



Moss green
RAL 6005



Ruby red
RAL 3003

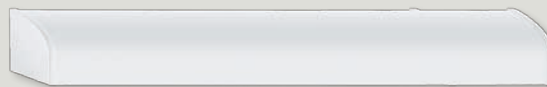


Cream
RAL 9001

Printed colour samples are as accurate as printing techniques allow.

Styles FGS 010, FGS 015, FGS 700, FGS 800 and FGS 900 are also available in timber-effects Golden Oak and Dark Oak as well as Titan metallic effect. Please see pages 7 and 9.

Drip angle




Available in Traffic white

Spyhole



Available as fitting kit in silver or gold

Letter plate



Available in silver and gold



All FrontGuard doors come with 5 keys as standard, 8 or 10 keys are available as an option.



Optional door frame

FrontGuard entrance doors are supplied with a roundstyle door frame. For individual taste, you might prefer our optional quadrangular style door frame.

Our glazed FrontGuard entrance doors feature high-quality, insulated laminated safety glass. Carefully chosen, the glass design compliments the design of the door. When it comes to the side element or transom light, you may choose from various glass designs.



Classic:
FSG 200 / 300 / 400

The double-pane insulated glazing (24 mm) offers high thermal insulation and a U-value of up to 1.4 W/m²K. The profile-style composite glazing frame perfectly blends in with the classic panel look.



Contemporary:
FGS 020 / 025 / 030 / 040

The double-pane insulated glazing (24 mm) is characterised by high thermal insulation with a U-value of up to 1.3 W/m²K. A modern, harmonious door appearance is created with a round-style composite glazing frame.



Modern:
FGS 700 / 800 / 900

Triple-pane insulated glazing (44 mm) provides an excellent thermal insulation value of up to 1.5 W/m²K (U-value). A flush-fitting appearance on the interior and exterior, as well as a stainless steel glazing frame, underscore the door's elegant look.



High
Thermal
Insulation

Insulation has become of increasing importance over the last decade. A thermal efficient front door can help reduce your energy costs drastically. Please see page 14 and find the results from our thermal efficiency tests.

For side elements and transom lights you can choose from this range of glass options:



Clear/sand-blasted Float glass
(standard on Modern doors)



Mastercarré design (standard on
Contemporary doors except FGS 040)



Ornamental glass
(standard on FGS 040)



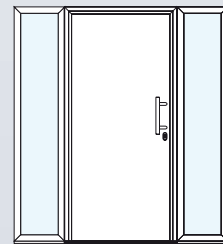
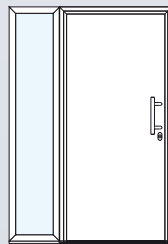
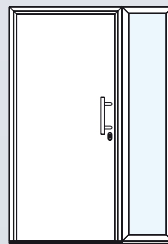
Hammered glass
(standard on Classic doors)

Matching side elements and transom lights

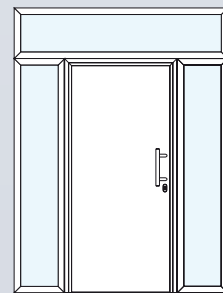
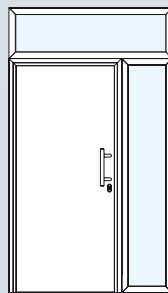
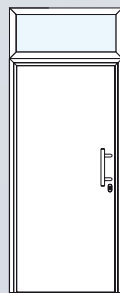
Each FrontGuard entrance door can be supplied with a matching side element and / or transom light. Choose from a range of glass designs for your individual style.



Side elements



Transom lights



For more information and details on availability please see page 14.

Benefit from certified manufacturing excellence

All FrontGuard doors are manufactured in line with ISO 9001 and regularly subjected to the strictest quality tests in order to provide: water-tightness under heavy rain, air permeability under heavy winds, acoustic and thermal insulation and security.



1 Soft-lock latch



2 Locking rod

12-point security
Feel truly safe at home:
2 conical swing bolts engage with 2 additional security bolts and 1 deadbolt in the frame's lock plates and pull the door shut tightly. 3 further security bolts and the 3 barrel hinges on the hinge side provide extra safety from unauthorized access.




3 Swing bolt



4 Security bolts

Hinges and handles may vary for »secured by design« doors.



7 Versatile hinges
With the barrel hinges being 3-dimensionally adjustable, the door can be precisely fitted to offer a smooth and convenient function.



5 Aluminium Frame
Frame with multi chamber system that eliminates thermal bridges and optimises thermal efficiency.




6 Aluminium/plastic threshold
The door has a 20 mm high threshold with thermal break and a brush seal prevent heat from escaping near the floor.



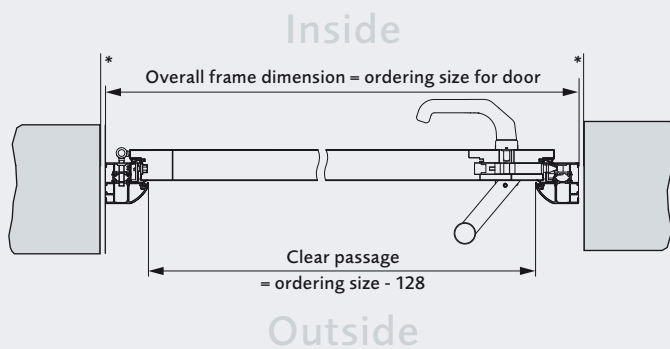
8 Thermal Insulation
The door leaf is 46 mm thick and features a solid urethane foam core offering state-of-the art insulation to help you to reduce your energy cost.

Dimensions and fitting data

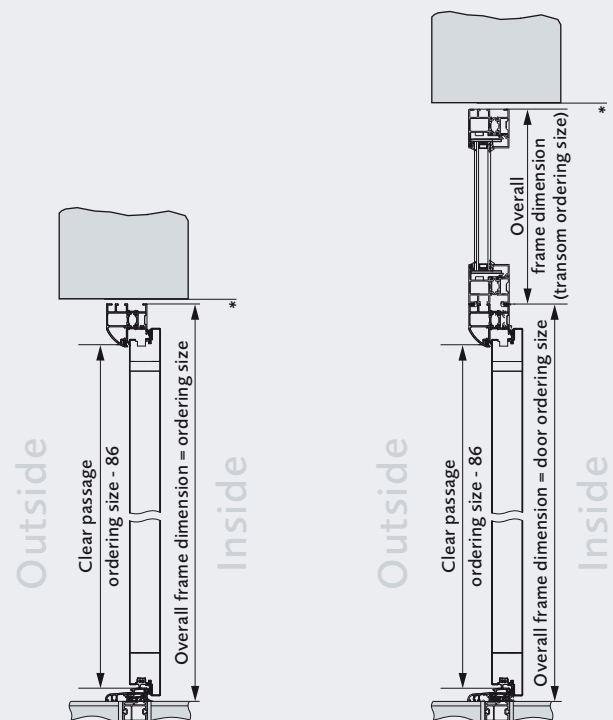
Doors, side elements and transom lights at a glance

	100	200	300	400	010	015	020	025	030	040	700	800	900	
U-value														
	up to 1.3 W/m ² k	up to 1.4 W/m ² k	up to 1.8 W/m ² k	up to 1.7 W/m ² k	up to 1.2 W/m ² k	up to 1.3 W/m ² k	up to 1.4 W/m ² k	up to 1.5 W/m ² k	up to 1.4 W/m ² k	up to 1.3 W/m ² k	up to 1.5 W/m ² k	up to 1.4 W/m ² k	up to 1.5 W/m ² k	
Side element	Infill:	Matching solid panel or partly glazed, Hammered				Glass, all types		Glass, Mastercarré or Float clear to choose			Glass, Ornamental or clear	Glass, Float clear or sand-blasted to choose		
	Standard size:	450 x 2095 or 2100 mm												
	Special size range:	n/a				400 - 500 x 1990 - 2250 mm								
Transom light	Infill:	Glass, Hammered			Glass, all types		Glass, Mastercarré or Float clear			Glass, Ornamental or clear	Glass, Float clear or sand-blasted			
	Standard size:	-												
	Special size range:	875 - 2000 x 400 - 500 mm (only glass)				875 - 2250 x 400 - 500 mm								
Door	Glass type:	n/a	Hammered		n/a		Mastercarré			Ornamental	Sand-blasted with clear stripes			
	Standard sizes:	920 x 2095 / 932 x 2095 / 1000 x 2095 / 1000 x 2100 / 1100 x 2100												
	Special size range width (mm)	875 to 1100				875 to 1250								
	Special size range height (mm)	1990 to 2100				1875 to 2250	1990 to 2250			1875 to 2250	1990 to 2250			

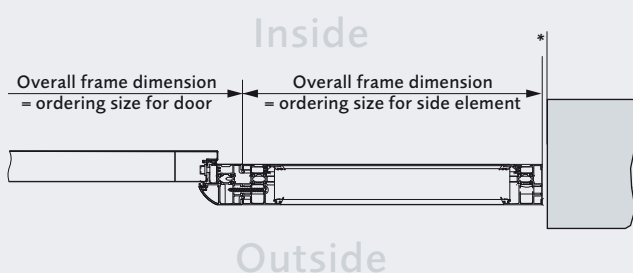
Horizontal view of door



Vertical view of door



Horizontal view of side element




Find the perfect match

Consistency in design is one of the basic requirements for a stylish appearance of any property. Garador offers Garage Door designs matching the entrance doors in this brochure.

Some of our new Garador Design Range doors are especially designed to match our FrontGuard entrance doors.

If you are looking for a garage door or more information phone us on 01935 443722 or visit www.garador.co.uk



GARADOR
The Garage Door People